



**Merlin.web**  
Data management web application

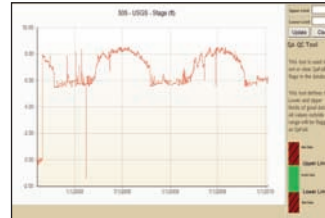
**Merlin.web** translates your field measurements into rich graphs viewable from your web browser, so understanding what your data means is easier and faster than ever before.

Merlin.web comes complete with built-in content security and user management that includes configurable "web parts" for reporting, graphing, and integration services, so you can better share and present your data.

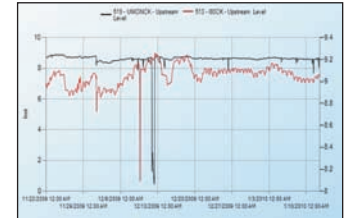
## Features

- Credential Manager provisions access rights to any aspect of the application.
- Works with a variety of databases without programming.
- Ajax implementation allows for creation of interactive applications.
- Drag and drop functionality reduces coding for your own web pages.
- Localized to allow readers to view pages in native language.
- Robust HTML editor permits web page revisions.
- Caching improves page loading speed and reduces bandwidth usage
- Web services enables integration and communication with other systems

## Reporting and Displays



Merlin Chart



Create a Chart














Data Catalog



Info Pages

## Interactive Tools

-  **Merlin Chart-** Interactive plotting with scroll, zoom, export and QA/QC tools.
-  **Create a Chart-** Plot and apply math functions to correlate any 2 series.
-  **Data Catalog-** View all measurements at a glance and apply QA/QC filters.
-  **GeoTDR-** Plot Time Domain Reflectometry (TDR) waveforms to map cable deformations
-  **Infopages-** Combine web pages with jpg images from Merlin.
-  **Admin Tools-** Add or remove users, assign roles, change page appearance.
-  **Data Rater-** Qualify data (bad, poor, good) for reporting.
-  **Stream Rating-** Apply rating curves to level measurements over specific date ranges.
-  **Reporting Tool-** On-demand or scheduled reports for you or your clients.
-  **Site Hawk-** Real-time mapping and overview of measurements and alarms.
-  **Instructional Videos-** Online training videos for Merlin.web webtools.